























Panel Mount Beacons T & U for 37ø mm hole  us Type 4/4X/13 




Type	Description	Specifications	Catalog Number
	Replace  with lens color		Black Housing 
<b>Series T</b> <b>75mm</b> 	TLLP Steady Beacon (no bulb) 	up to 250 V AC/DC	859 59  900
	TDCP Integrated LED-Steady/Flashing Beacon	24 V AC/DC 110/120 V AC 230/240 V AC	859 57  405 859 57  310 859 57  313
	TDFP Integrated LED-Multi-Strobe Beacon	24 V AC/DC 110/120 V AC 230/240 V AC	859 58  405 859 58  310 859 58  313
<b>Series U</b> <b>60mm</b> 	ULLP Steady Beacon (no bulb) 	up to 250 V AC/DC	858 59  900
	UDCP Integrated LED-Steady/Flashing Beacon	24 V AC/DC 110/120 V AC 230/240 V AC	858 57  405 858 57  310 858 57  313
	UDFP Integrated LED-Multi-Strobe Beacon	24 V AC/DC 110/120 V AC 230/240 V AC	858 58  405 858 58  310 858 58  313



Standard incandescent terminal connection



Standard LED terminal connection

 To complete the catalog no., replace the  with one of the following numbers for desired lens color:  
**1** = Amber, **2** = Red, **4** = Clear, **5** = Blue, **6** = Green, **7** = Yellow.  
 Incandescent Bulb type GL01...06 not included. Order separately from page J39.



M22 Panel Mount Beacons I us Type 4/4X/13

Type	Description	Specification	Catalog Number ❶	
			Grey Housing	Black Housing
	<b>IBL</b> LED-Panel Mount Beacon 65mm Steady-/Flashing Light	12 V AC/DC 24 V AC/DC 110/120 V AC 230/240 V AC	802 10⊕ 404 802 10⊕ 405 802 10⊕ 310 802 10⊕ 313	802 50⊕ 404 802 50⊕ 405 802 50⊕ 310 802 50⊕ 313
	<b>IBM</b> LED-Panel Mount Beacon 45mm Steady-/Flashing Light	12 V AC/DC 24 V AC/DC 110/120 V AC 230/240 V AC	801 10⊕ 404 801 10⊕ 405 801 10⊕ 310 801 10⊕ 313	801 50⊕ 404 801 50⊕ 405 801 50⊕ 310 801 50⊕ 313
	<b>IBS</b> LED-Panel Mount Beacon 30mm Steady-/Flashing Light	12 V AC/DC 24 V AC/DC 110/120 V AC 230/240 V AC	800 10⊕ 404 800 10⊕ 405 800 10⊕ 310 800 10⊕ 313	800 50⊕ 404 800 50⊕ 405 800 50⊕ 310 800 50⊕ 313
	<b>ISL</b> Panel Mount 65mm Xenon Strobe Beacon Amber, Red and Yellow Only	12-24 V AC/DC 110/120 V AC 230/240 V AC	802 11⊕ 405 802 11⊕ 310 802 11⊕ 313	802 51⊕ 405 802 51⊕ 310 802 51⊕ 313
	<b>ISM</b> Panel Mount 45mm Xenon Strobe Beacon Amber, Red and Yellow Only	12-24 V AC/DC 110/120 V AC 230/240 V AC	801 11⊕ 405 801 11⊕ 310 801 11⊕ 313	801 51⊕ 405 801 51⊕ 310 801 51⊕ 313
	<b>ICL</b> ❷ Panel Mount LED Strobe Beacon 65mm (2 strobe patterns) Amber and Red only	24 V AC/DC 110/120 V AC 230/240 V AC	802 12⊕ 405 802 12⊕ 310 802 12⊕ 313	802 52⊕ 405 802 52⊕ 310 802 52⊕ 313
	<b>ICM</b> ❷ Panel Mount LED Strobe Beacon 45mm (2 strobe patterns) Amber and Red Only	24 V AC/DC 110/120 V AC 230/240 V AC	801 12⊕ 405 801 12⊕ 310 801 12⊕ 313	801 52⊕ 405 801 52⊕ 310 801 52⊕ 313
	<b>ISS</b> ❷ Panel Mount LED Strobe Beacon 30mm Amber and Red Only	12 V AC/DC 24 V AC/DC 110/120 V AC 230/240 V AC	800 11⊕ 404 800 11⊕ 405 800 11⊕ 310 800 11⊕ 313	800 51⊕ 404 800 51⊕ 405 800 51⊕ 310 800 51⊕ 313

Panel Mount Signaling







❶ To complete the catalog no., replace the ⊕ with one of the following numbers for desired lens color:  
1 = Amber, 2 = Red, 4 = Clear, 5 = Blue, 6 = Green, 7 = Yellow.

❷ To complete the catalog no., replace the ⊕ with one of the following numbers for desired lens color:  
1 = Amber, 2 = Red  
Other colors available by special order. Contact Sprecher + Schuh for more information.





#### M22 Dual Color Panel Mount Beacons I

cUL<sup>us</sup> Type 4/4X/13 CE




Type	Description	Specifications	Catalog Number ❶	
			Grey Housing	Black Housing
	<b>IDL ❷</b> LED-Dual Color Panel Mount Beacon 65mm, red-green, steady light, full illumination	24 V AC/DC 110/120 V AC 230/240 V AC	802 226 405 802 226 310 802 226 313	802 626 405 802 626 310 802 626 313
	<b>IDM ❷</b> LED-Dual Color Panel Mount Beacon 45mm, red-green, steady light, full illumination	24 V AC/DC 110/120 V AC 230/240 V AC	801 226 405 801 226 310 801 226 313	801 626 405 801 626 310 801 626 313
	<b>IDS ❷</b> LED-Dual Color Panel Mount Beacon 30mm, red-green, steady light, full illumination	24 V AC/DC	800 226 405	800 626 405
	<b>ITL ❷</b> LED-Dual Color Panel Mount Beacon 65mm, red-green, steady light, half illumination	24 V AC/DC 110/120 V AC 230/240 V AC	802 326 405 802 326 310 802 326 313	802 726 405 802 726 310 802 726 313
	<b>ITM ❷</b> LED-Dual Color Panel Mount Beacon 45mm, red-green, steady light, half illumination	24 V AC/DC 110/120 V AC 230/240 V AC	801 326 405 801 326 310 801 326 313	801 726 405 801 726 310 801 726 313
	<b>ITS ❷</b> LED-Dual Color Panel Mount Beacon 30mm, red-green, steady light, half illumination	24 V AC/DC	800 326 405	800 726 405

#### M22 3-Color Panel Mount Beacons I ❶

cUL<sup>us</sup> Type 4/4X/13 CE

Type	Description	Specifications	Catalog Number ❶	
			Grey Housing	Black Housing
	<b>IML</b> LED-3 Color Panel Mount Beacon, 65mm red-yellow-green, steady light (clear lens, 1 of 3 colors visible) precabled, 1m UL-cable ❸	24 V AC/DC 110/120 V AC 230/240 V AC	802 150 405 802 150 310 802 150 313	802 550 405 802 550 310 802 550 313
	<b>IMM</b> LED-3 Color Panel Mount Beacon, 45mm red-yellow-green, steady light (clear lens, 1 of 3 colors visible) precabled, 1m UL-cable ❸	24 V AC/DC	801 150 405	801 550 405

#### M22 Accessories

	<b>Adapter M30.5</b>			812 500 900
	<b>Fastening tool M22</b> 30mm			D7-AW2 See Section H
	<b>Anti-rotation washer</b> for unnotched mounting holes	package of 5 washers		812 300 900

❶ To complete the catalog no., replace the ❷ with one of the following numbers for desired lens colors:

1 = Amber, 2 = Red, 4 = Clear, 5 = Blue, 6 = Green, 7 = Yellow.

❷ Other color combinations available by special order only. Contact Sprecher + Schuh for more information.

❸ Other cable lengths available. Contact Sprecher + Schuh for more information.



M22 Panel Mount Alarm/LED Control Beacon



Type	Description	Specification	Catalog Number ①	
			Grey Housing	Black Housing
	<b>ELG Panel Mount Alarm 65mm</b> with LED Control Beacon (103 dB) Tone & light synchronized only Amber and Red ②	12 V AC/DC 24 V AC/DC 110/120 V AC 230/240 V AC	814 11③ 404 814 11③ 405 814 11③ 310 814 11③ 313	814 51③ 404 814 51③ 405 814 51③ 310 814 51③ 313
	<b>ELM Panel Mount Alarm 45mm</b> with LED Control Beacon (98 dB) Tone & light synchronized only Amber and Red ②	12 V AC/DC 24 V AC/DC 110/120 V AC 230/240 V AC	813 11③ 404 813 11③ 405 813 11③ 310 813 11③ 313	813 51③ 404 813 51③ 405 813 51③ 310 813 51③ 313
	<b>EDG Panel Mount Alarm 65mm</b> with LED Control Beacon (103 dB) Tone & light separately switchable only Amber and Red ②	12 V AC/DC 24 V AC/DC 110/120 V AC 230/240 V AC	814 12③ 404 814 12③ 405 814 12③ 310 814 12③ 313	814 52③ 404 814 52③ 405 814 52③ 310 814 52③ 313
	<b>EDM Panel Mount Alarm 45mm</b> with LED Control Beacon (98 dB) Tone & light separately switchable only Amber and Red ②	12 V AC/DC 24 V AC/DC 110/120 V AC 230/240 V AC	813 12③ 404 813 12③ 405 813 12③ 310 813 12③ 313	813 52③ 404 813 52③ 405 813 52③ 310 813 52③ 313
	<b>Adapter M30.5</b>			812 500 900
	<b>Fastening tool M22</b> 30mm			D7-AW2 See Section H

M22 Panel Mount Sounders



Type	Description	Specification	Catalog Number	
			Grey Housing	Black Housing
	<b>ESK Panel Mount Alarm 30mm ④</b> Pulse/Continuous Tone 65 dBa Fully enclosed, smooth front ②	12...24V AC/DC 110/120V AC 230/240V AC	812 100 405 812 100 310 812 100 313	812 500 405 812 500 310 812 500 313
	<b>ESV Panel Mount Alarm 30mm ④</b> Pulse/Continuous Tone 85 dBa Slotted housing, high output	12...24V AC/DC 110/120V AC 230/240V AC	812 110 405 812 110 310 812 110 313	812 510 405 812 510 310 812 510 313
	<b>ESM Panel Mount Alarm 45mm</b> Pulse/Continuous Tone <85-100 dBa ⑤ Slotted housing, high output	12...24V AC/DC 110/120V AC 230/240V AC	813 100 405 813 100 310 813 100 313	813 500 405 813 500 310 813 500 313
	<b>ESG Panel Mount Alarm 65mm</b> Pulse/Continuous/Wobble Tone <85-105 dBa ⑤ Slotted housing, high output	12...24V AC/DC 110/120V AC 230/240V AC	814 100 405 814 100 310 814 100 313	814 500 405 814 500 310 814 500 313

① To complete the catalog no., replace the ③ with one of the following numbers for desired lens color:

1 = Amber, 2 = Red, 4 = Clear, 5 = Blue, 6 = Green, 7 = Yellow.

② No slots in the housing. Ideal for food industry environments.

⑤ Adjustable volume capabilities.

④ D7 Legend Plates can be used with the 30mm devices. Also, the mounting ring is the same as D7-ARP, which can be secured to a panel with use of the D7-AW2 mounting wrench. See Section H for D7 components.